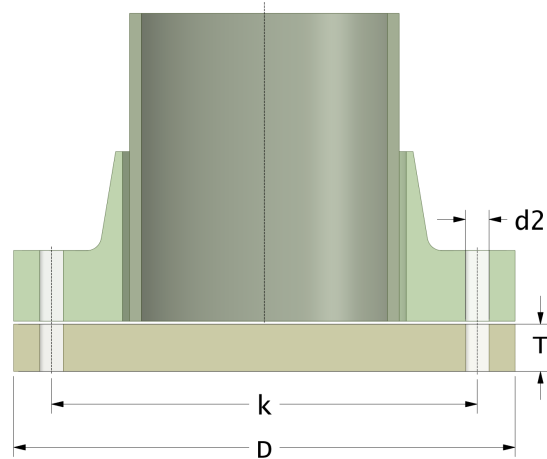


Rotec Hand Layup Blind Flange

Drilling Standard: AS 2129 Table F



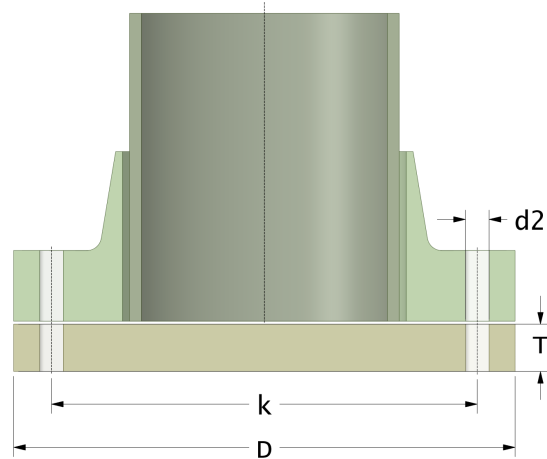
#	DN (mm)	Pmax (bar)	D (mm)	k (mm)	Holes (no.)	d2 (mm)	T (mm)	Article Number
1	150	20	305	260	12	22	30	BFS-150-20/AS-F
2	150	25	305	260	12	22	35	BFS-150-25/AS-F
3	150	32	305	260	12	22	40	BFS-150-32/AS-F
4	200	20	380	324	12	22	40	BFS-200-20/AS-F
5	200	25	380	324	12	22	44	BFS-200-25/AS-F
6	200	32	380	324	12	22	48	BFS-200-32/AS-F
7	250	20	430	381	12	26	44	BFS-250-20/AS-F
8	250	25	430	381	12	26	52	BFS-250-25/AS-F
9	250	32	430	381	12	26	60	BFS-250-32/AS-F
10	300	20	490	438	16	26	52	BFS-300-20/AS-F
11	300	25	490	438	16	26	60	BFS-300-25/AS-F
12	300	32	540	438	16	26	68	BFS-300-32/AS-F
13	350	20	585	495	16	30	60	BFS-350-20/AS-F
14	350	25	585	495	16	30	68	BFS-350-25/AS-F
15	350	32	585	495	16	30	74	BFS-350-32/AS-F
16	400	20	640	552	20	30	68	BFS-400-20/AS-F

Disclaimer

Whilst every care is taken to ensure that the information on this website is complete and accurate, AdComp Processing Technology Pvt. Ltd. India cannot accept responsibility for any omissions or inaccuracies or for any consequences arising therefrom. By using this website, the user accepts the terms of this disclaimer.

Rotec Hand Layup Blind Flange

Drilling Standard: AS 2129 Table F



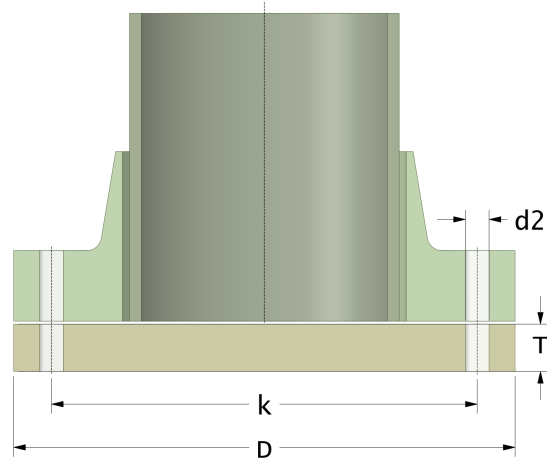
#	DN (mm)	Pmax (bar)	D (mm)	k (mm)	Holes (no.)	d2 (mm)	T (mm)	Article Number
17	400	25	640	552	20	30	74	BFS-400-25/AS-F
18	400	32	640	552	20	30	85	BFS-400-32/AS-F
19	450	20	710	610	20	33	74	BFS-450-20/AS-F
20	450	25	710	610	20	33	85	BFS-450-25/AS-F
21	450	32	710	610	20	33	90	BFS-450-32/AS-F
22	500	20	735	673	24	33	80	BFS-500-20/AS-F
23	500	25	735	673	24	33	90	BFS-500-25/AS-F
24	550	20	785	724	24	33	85	BFS-550-20/AS-F
25	550	25	785	724	24	33	100	BFS-550-25/AS-F
26	600	20	850	781	24	36	95	BFS-600-20/AS-F
27	600	25	850	781	24	36	105	BFS-600-25/AS-F
28	700	20	960	857	24	36	110	BFS-700-20/AS-F
29	700	25	960	857	24	36	120	BFS-700-25/AS-F
30	800	20	1085	984	28	36	120	BFS-800-20/AS-F
31	800	25	1085	984	28	36	130	BFS-800-25/AS-F
32	900	20	1200	1105	32	39	130	BFS-900-20/AS-F
33	900	25	1190	1105	32	39	155	BFS-900-25/AS-F

Disclaimer

Whilst every care is taken to ensure that the information on this website is complete and accurate, AdComp Processing Technology Pvt. Ltd. India cannot accept responsibility for any omissions or inaccuracies or for any consequences arising therefrom. By using this website, the user accepts the terms of this disclaimer.

Rotec Hand Layup Blind Flange

Drilling Standard: AS 2129 Table F



#	DN (mm)	Pmax (bar)	D (mm)	k (mm)	Holes (no.)	d2 (mm)	T (mm)	Article Number
34	1000	20	1320	1194	36	39	145	BFS-1000-20/AS-F
35	1000	25	1320	1194	36	39	160	BFS-1000-25/AS-F
36	1200	20	1540	1441	40	42	170	BFS-1200-20/AS-F

Disclaimer

Whilst every care is taken to ensure that the information on this website is complete and accurate, AdComp Processing Technology Pvt. Ltd. India cannot accept responsibility for any omissions or inaccuracies or for any consequences arising therefrom. By using this website, the user accepts the terms of this disclaimer.

07-02-2023